



The information contained in this presentation is for general information purposes only and is provided by Goodheart-Willcox. We endeavor to keep this information up to date and accurate. Moodle is either a registered trademark or trademark of Moodle in the United States and/or other countries.

Moodle Integration


- Course content, includes:
 - Online Textbook
 - Online Workbook
 - Online Instructor's Resources
 - Online Teacher's Edition
 - Companion Website links
- Downloadable assessment files include:
 - Exam questions (same as in ExamView Assessment Suite)


Course Content


- Content is organized by chapter/lessons


Resources

Your progress ?


 INSTRUCTOR - Activate Your Subscription


 Online Instructor Resources

 Online Instructor's Edition

 Audio Glossary


☐


 English/Spanish Glossary


 Activate Your Subscription


Topic 1

1.1 - Defining Health and Wellness

 Lesson 1.1 Online Textbook

 Unit 1 Introduction to Health and Wellness Video

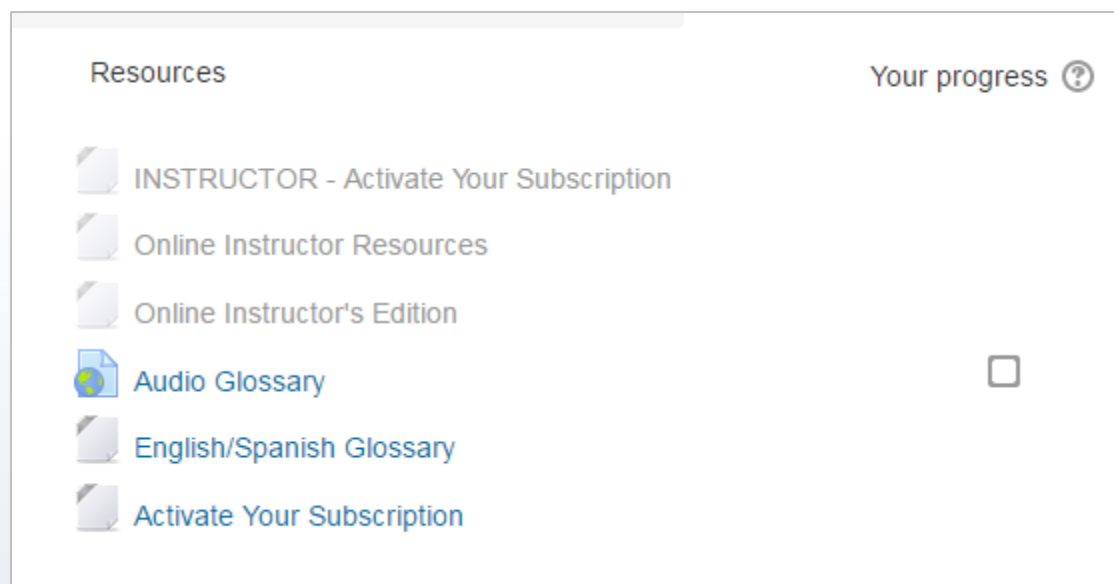
 Chapter 1 Health and Wellness IQ

 Lesson 1.1 English E-Flash Cards

Activation







Activation

- Simple subscription activation for both instructor and student



Instructor Activation

Resources

-  [INSTRUCTOR - Activate Your Subscription](#)
-  [Online Instructor Resources](#)
-  [Online Instructor's Edition](#)
-  [Audio Glossary](#)
-  [English/Spanish Glossary](#)
-  [Activate Your Subscription](#)

Instructor clicks this link to activate their subscription.



G-W Online Textbooks

Provided by Goodheart-Willcox









Thank you for activating your subscription.

Please return to your course and refresh your browser to access the content.

Confirmation that subscription was successfully activated.

Student Activation

Resources

-  INSTRUCTOR - Activate Your Subscription
-  Online Instructor Resources
-  Online Instructor's Edition
-  Audio Glossary
-  English/Spanish Glossary
-  [Activate Your Subscription](#)

Student clicks this link to activate their subscription.



Thank you for activating your subscription.

Please return to your course and refresh your browser to access the content.

Confirmation that subscription was successfully activated.

Course

Content

- Content is organized by chapter/lessons








Topic 1

1.1 - Defining Health and Wellness

-  Lesson 1.1 Online Textbook
-  Unit 1 Introduction to Health and Wellness Video
-  Chapter 1 Health and Wellness IQ
-  Lesson 1.1 English E-Flash Cards
-  Lesson 1.1 English/Spanish E-Flash Cards
-  Lesson 1.1 Matching Activity
-  Lesson 1.1 Vocabulary Game
-  Lesson 1.1 Spelling Challenge
-  Lesson 1.1 Review
-  Chapter 1 Online Workbook

Topic 2

1.2 - Health and Wellness Knowledge

-  Lesson 1.2 Online Textbook
-  Lesson 1.2 English E-Flash Cards
-  Lesson 1.2 English/Spanish E-Flash Cards
-  Lesson 1.2 Matching Activity
-  Lesson 1.2 Vocabulary Game
-  Lesson 1.2 Spelling Challenge
-  Lesson 1.2 Review
-  Chapter 1 Online Workbook

Content

- Anatomy of a Chapter
 - 1.1 = Chapter 1 Lesson 1 (red box)
 - 1 = Chapter 1 Overview/End of Chapter Materials (blue box)



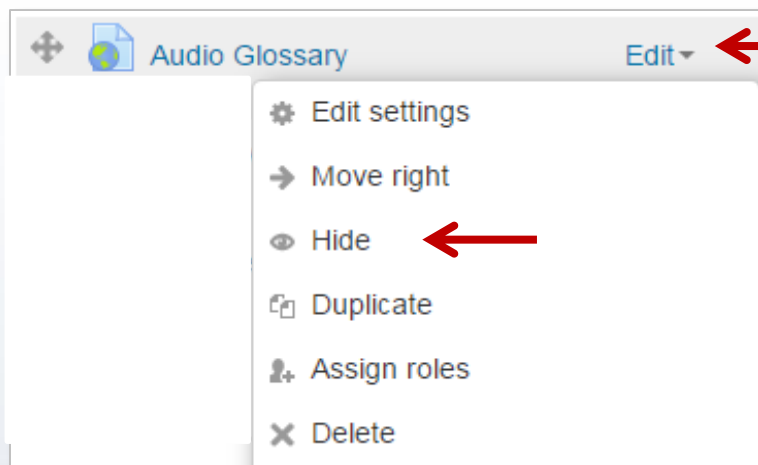
Content

- Options for customizing topics/content include:
 - Adjusting visibility of content by showing/hiding
 - Moving content to a different location in the course
 - Adding/removing content

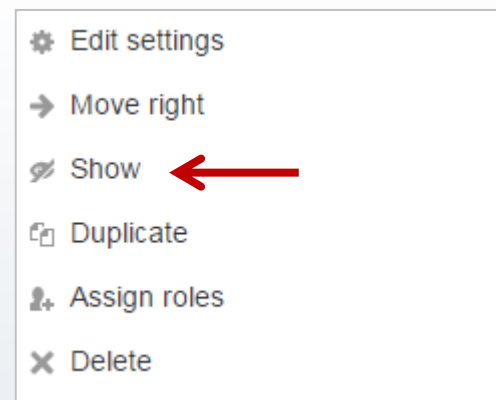
Content

- Adjusting visibility of content by showing/hiding
 - Select *Turn Editing On*
 - Select *Edit* dropdown menu
 - Select either Hide or Show

Turn editing on



or

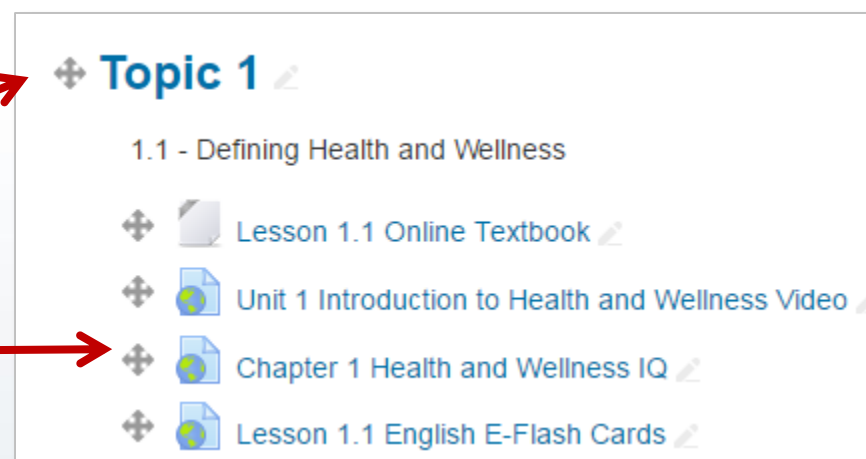



Content

- Content can be moved to a different location in the course
 - Manually drag and drop









Select the drag icon (crosshairs) to drag and drop the whole lesson to a different location

Select the drag icon (crosshairs) to drag and drop the item to a different location



✚ Topic 1 

1.1 - Defining Health and Wellness

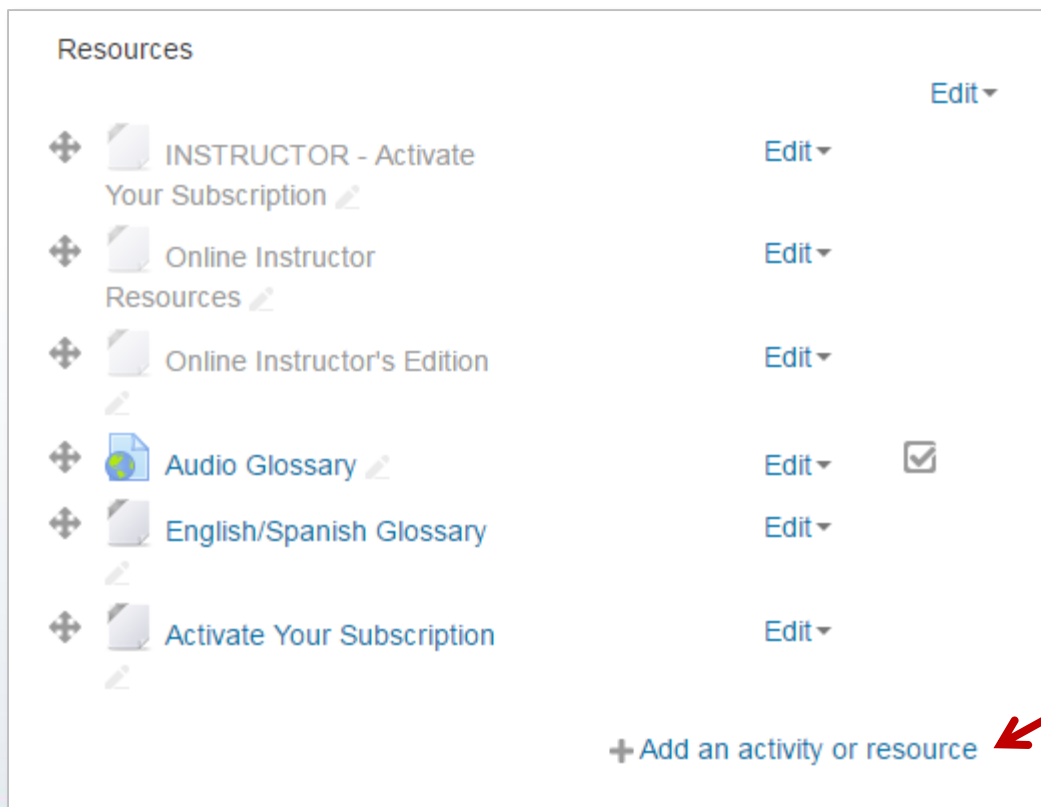
- ✚  Lesson 1.1 Online Textbook 
- ✚  Unit 1 Introduction to Health and Wellness Video 
- ✚  Chapter 1 Health and Wellness IQ 
- ✚  Lesson 1.1 English E-Flash Cards 

Content







- Add content to the course
- Types of content that can be added include:
 - Assignment
 - Quiz
 - File
 - Content Page
 - Discussion Forum
 - Label (i.e. Text Heading)
 - External Tool

Content

- Add content to the course



Resources Edit ▾

⊕		INSTRUCTOR - Activate Your Subscription ✎	Edit ▾	
⊕		Online Instructor Resources ✎	Edit ▾	
⊕		Online Instructor's Edition ✎	Edit ▾	
⊕		Audio Glossary ✎	Edit ▾	<input checked="" type="checkbox"/>
⊕		English/Spanish Glossary ✎	Edit ▾	
⊕		Activate Your Subscription ✎	Edit ▾	

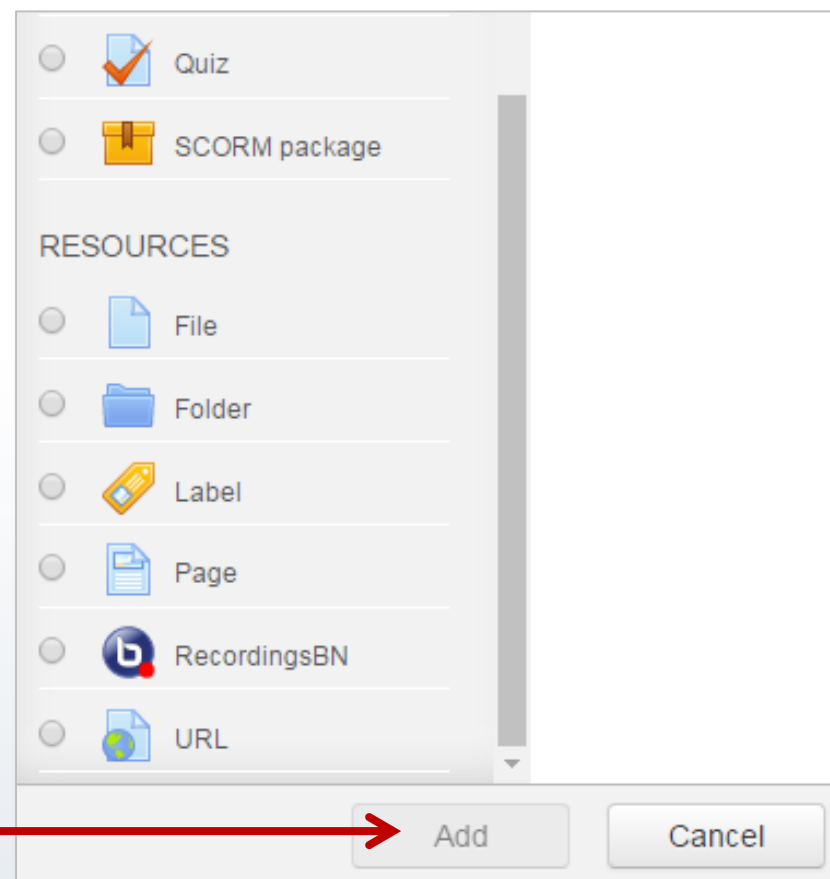
[+ Add an activity or resource](#)

Select *Add*
an activity or
resource

Content

- Add content to the course

Select the
type of
content you
would like to
add

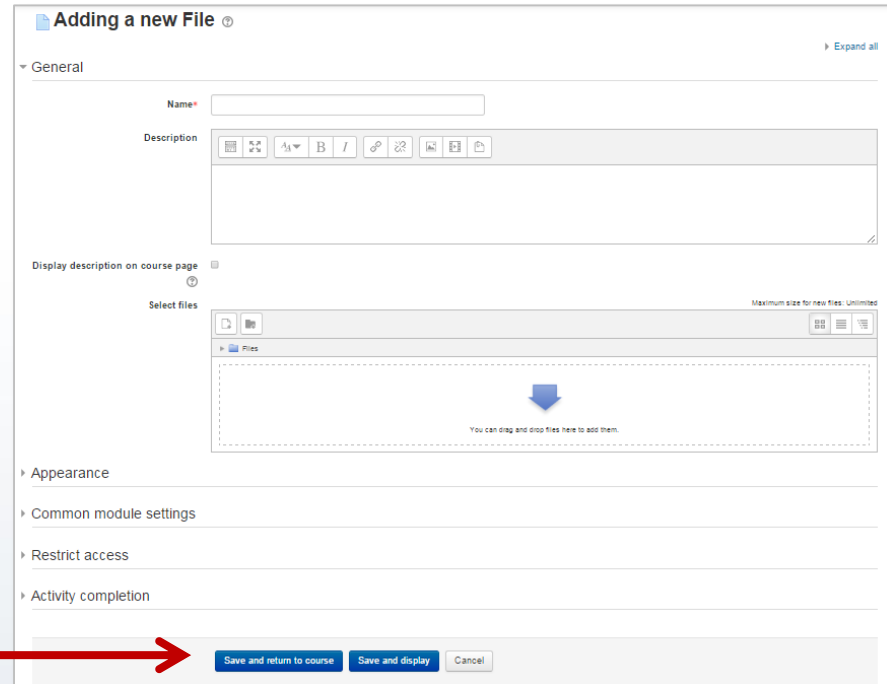


Select *Add*

Content

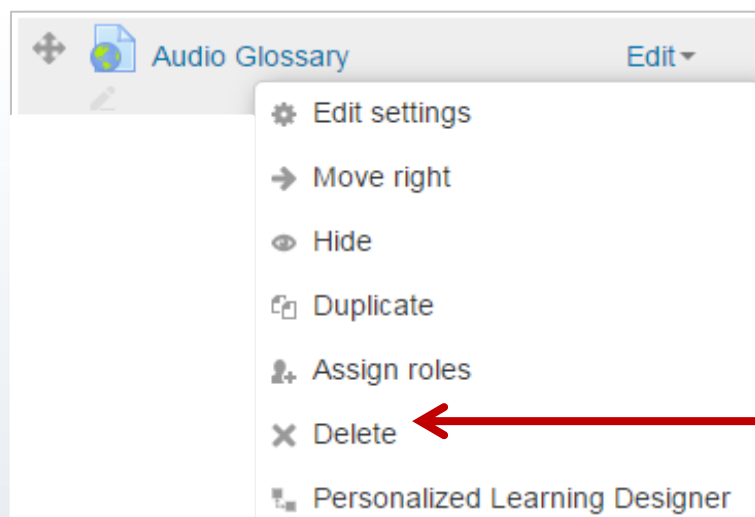
- Add content to the course
 - Content configuration settings will vary depending on the type of content you selected.

Select *Save and return to course* or *Save and display*



Content

- Remove content from the course
 - Be careful deleting content! We highly recommend hiding instead of deleting.

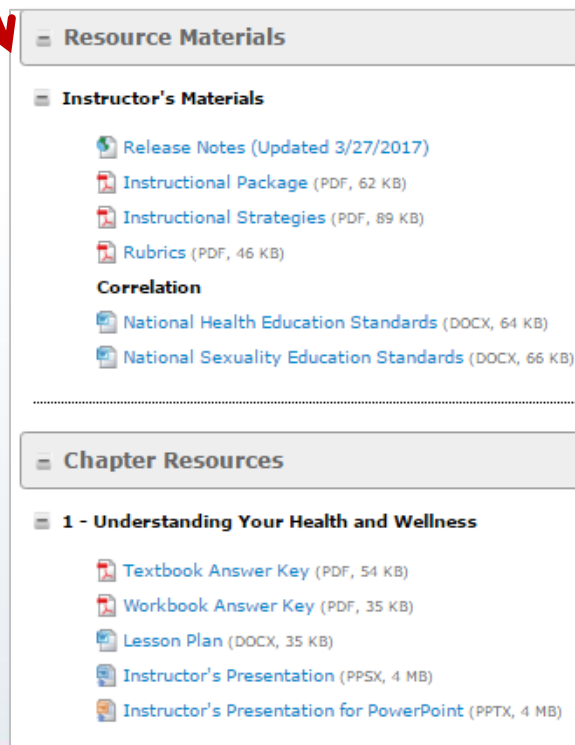
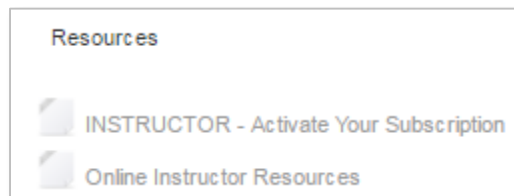


Select
Delete

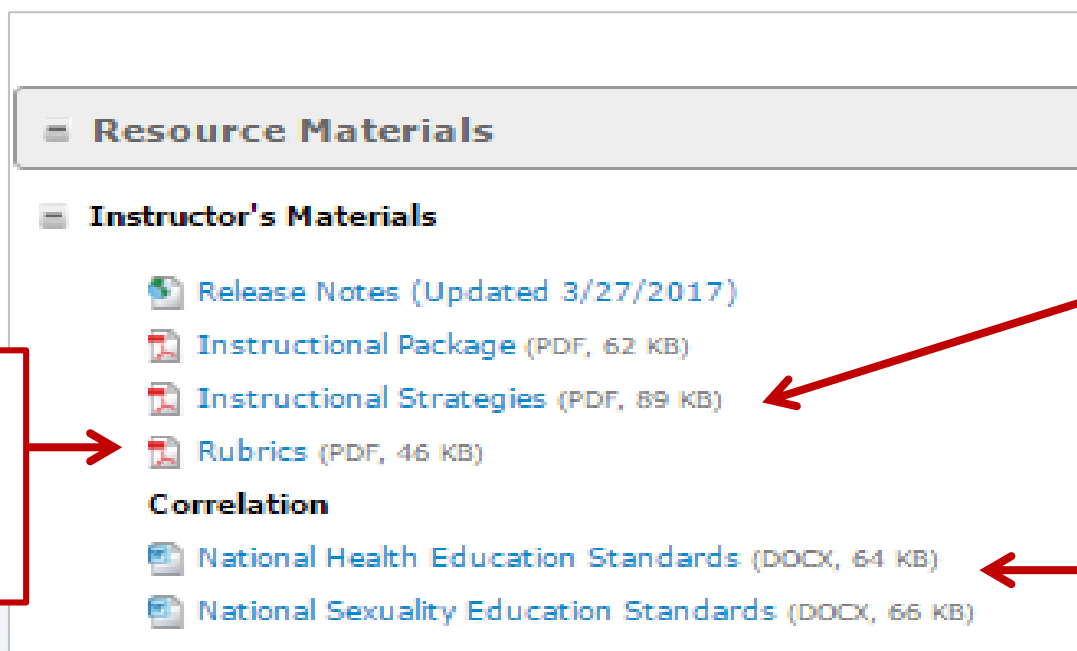
Instructor Materials

Instructor Resources

- Online Instructor's Resources
 - Lesson Plans
 - Answer Keys
 - Presentations for PowerPoint®
 - And more!



Instructor Materials

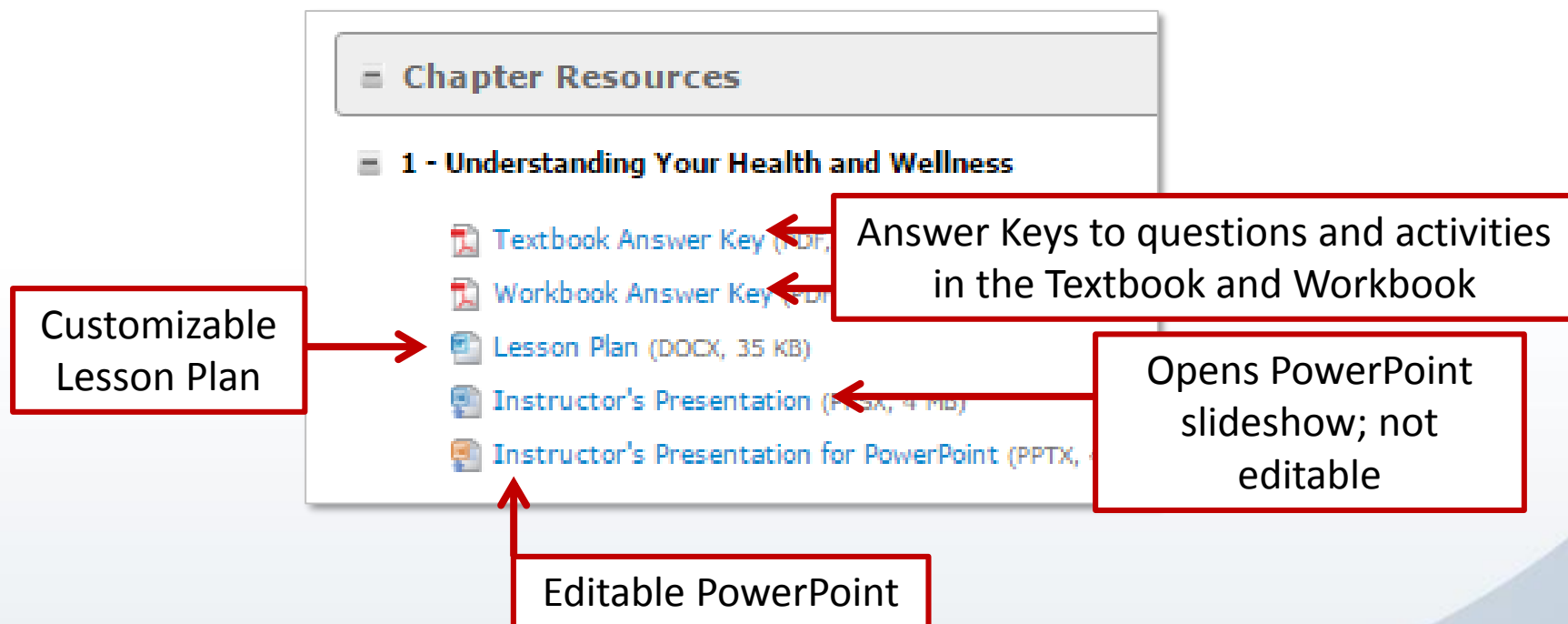


Sample rubrics
for various
situations/
assignments

Information and
strategies for using
Comprehensive
Health in your course

Correlations to
national standards

Instructor Materials



Online Instructor's Edition

Resources




-  INSTRUCTOR - Activate Your Subscription
-  Online Instructor Resources
-  Online Instructor's Edition



Table of Contents

Welcome to Comprehensive Health	M1
Instructor's Edition Front Matter	IE1
Front Matter	i
Unit 1 Introduction to Health and Wellness	2
1 - Understanding Your Health and Wellness	4
2 - Risk Factors: Behavior, Genes, Environment	36
Unit 2 Nutrition and Food Choices	64
3 - Nutrition	66
4 - Body Weight and Composition	104
5 - Body Image	130
Unit 3 Fitness and Personal Health	156
6 - Physical Fitness	158
7 - Sleep	196
8 - Personal Hygiene and Basic Healthcare	226
Unit 4 Understanding and Avoiding Hazardous Substances	254
9 - Tobacco	256

Online Instructor's Edition

Comprehensive Health, 2nd Edition, Instructor's Edition Page 5

What's Your Health and Wellness IQ?

Take this quiz to see what you do and do not know about health and wellness. If you cannot answer a question, pay extra attention to that topic as you study this chapter.

Health and Wellness IQ

1. Diseases and disorders are the same.	True	False	It Depends
2. Good friendships and family relationships make you healthy.	True	False	It Depends
3. Mental illness can affect your social health.	True	False	It Depends
4. Goals are not an important part of your health.	True	False	It Depends
5. You don't have to be sick to be unhealthy.	True	False	It Depends
6. You can change behaviors that make you unhealthy.	True	False	It Depends
7. You don't need annual check-ups with your doctor.	True	False	It Depends
8. A person's workplace can affect his or her well-being.	True	False	It Depends
9. You cannot find reliable health information on the Internet.	True	False	It Depends
10. Intellectually healthy people do not care about school.	True	False	It Depends

Setting the Scene

When you were a young child, you didn't choose what you ate—your parents and guardians did. When you exercised, it wasn't because you thought it was good for you, but because it was fun. Still, you had limited choices in the matter—the adults in your life took you to parks and introduced you to jump ropes, scooters, and bikes. They also worked hard to keep you safe and injury free.

Now that you're an adolescent you make many of your own choices, including choices that affect your health. For example, if your school cafeteria offers pizza and a salad bar, you make the choice between the two. You also decide whether or not you will be physically active, or sit in front of a TV or computer screen much of the day. And you decide whether or not to take risks, such as riding in a car driven by an intoxicated friend, or lighting a first cigarette and taking a puff.

Many of the choices you make today will impact your health and quality of life in either a positive or negative way. Why

◀ Previous

Next ▶

Online Textbook

Online Textbook

- Provides Lesson and/or Chapter links to Online Textbook

1.1 - Defining Health and Wellness



[Lesson 1.1 Online Textbook](#)



1.2 - Health and Wellness Knowledge



[Lesson 1.2 Online Textbook](#)



Online Textbook Features

Comprehensive Health, 2nd Edition Page 4

Chapter 1
Understanding Your Health and Wellness

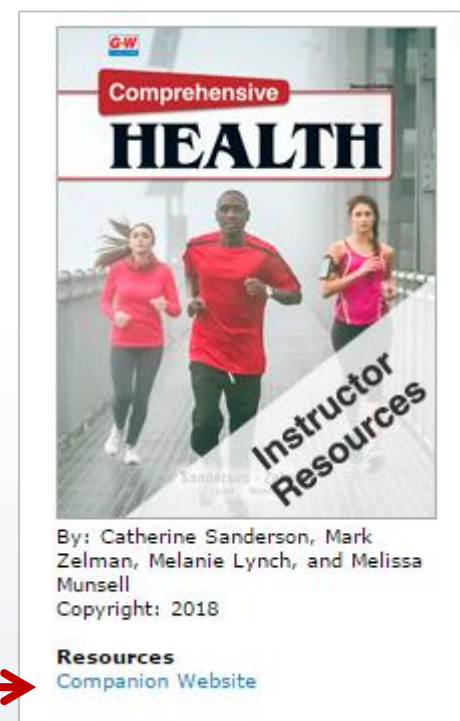
- Lesson 1.1
Defining Health and Wellness
- Lesson 1.2
Health and Wellness Knowledge
- Lesson 1.3
Personal Skills for Health and Wellness
- Lesson 1.4

Labels and Features:

- Zoom In**: Arrow pointing to the '+' button.
- Zoom Out**: Arrow pointing to the '-' button.
- Table of Contents**: Arrow pointing to the list icon.
- Resources**: Arrow pointing to the magnifying glass icon.
- Print this Page**: Arrow pointing to the printer icon.
- Previous Page**: Arrow pointing to the left arrow button.
- Next Page**: Arrow pointing to the right arrow button.
- Keyword Search**: Arrow pointing to the search bar.
- Jump to Page**: Arrow pointing to the 'page...' input field.

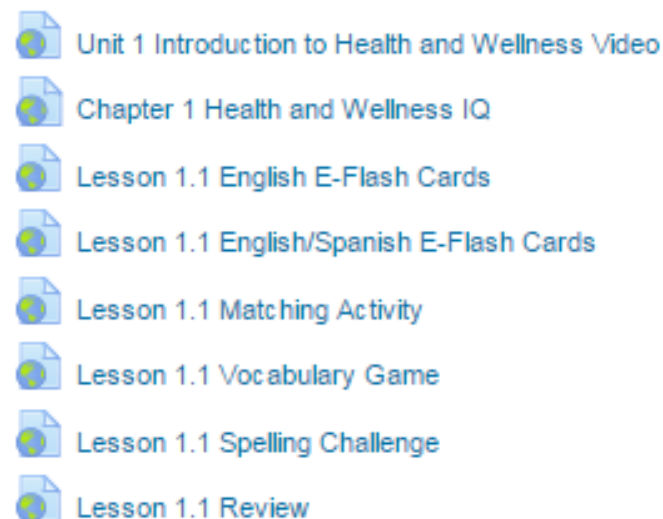
Companion Website

- Companion Website menu can be accessed from Instructor Resources and Online Textbooks Resources menu

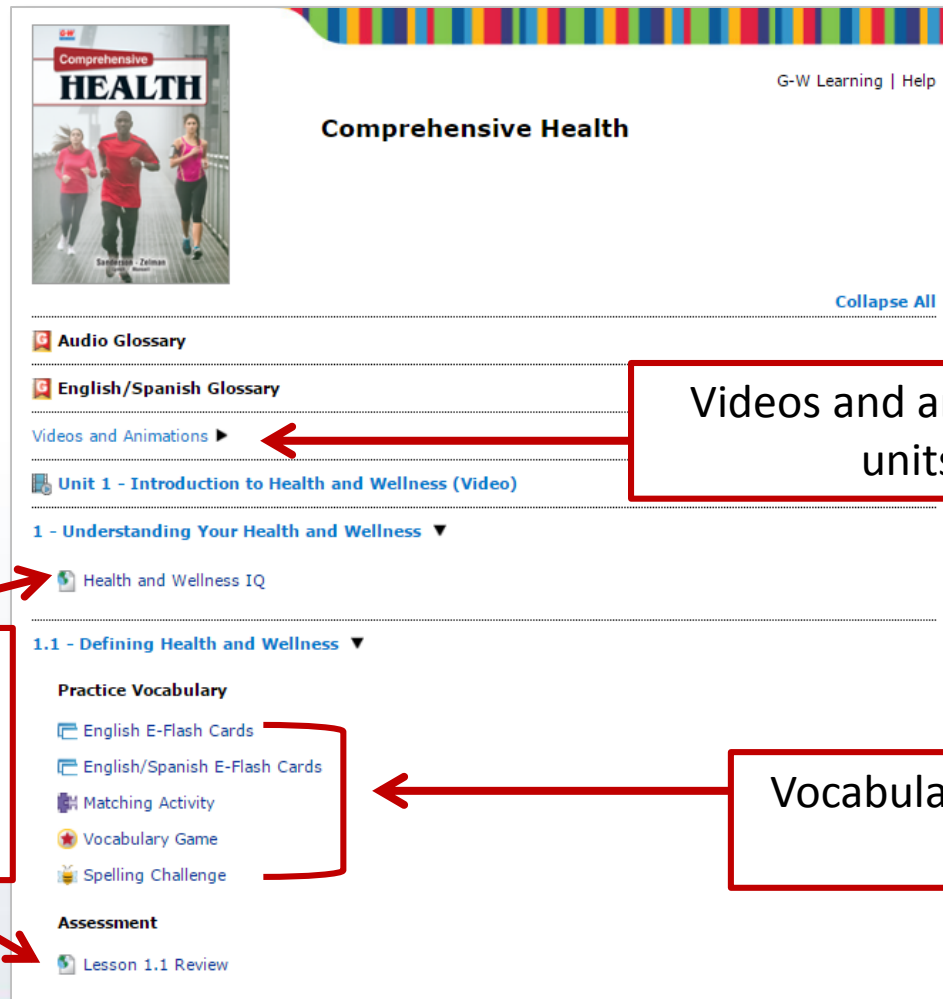


Companion Website

- Individual Companion Website activities can be accessed directly in the course



Companion Website



The screenshot shows the 'Comprehensive Health' companion website. At the top left is a book cover for 'Comprehensive HEALTH' by Sanders and Zisman. The title 'Comprehensive Health' is centered at the top. In the top right corner, there is a link for 'G-W Learning | Help'. Below the title, there is a 'Collapse All' link. The main content area lists several resources: 'Audio Glossary', 'English/Spanish Glossary', 'Videos and Animations' (with a right-pointing arrow), 'Unit 1 - Introduction to Health and Wellness (Video)', and '1 - Understanding Your Health and Wellness' (with a downward arrow). Under '1 - Understanding Your Health and Wellness', there is a 'Health and Wellness IQ' link. Below that is '1.1 - Defining Health and Wellness' (with a downward arrow). Under '1.1 - Defining Health and Wellness', there is a 'Practice Vocabulary' section containing links for 'English E-Flash Cards', 'English/Spanish E-Flash Cards', 'Matching Activity', 'Vocabulary Game', and 'Spelling Challenge'. At the bottom is an 'Assessment' section with a 'Lesson 1.1 Review' link. Red arrows from external text boxes point to the 'Videos and Animations' link, the 'Health and Wellness IQ' link, the 'Practice Vocabulary' section, and the 'Lesson 1.1 Review' link.

Videos and animations for specific units and figures

Quizzes that can be emailed to teacher (requires manual grading)

Vocabulary drill and practice activities

Online Workbook

Online Workbook

- Provides Chapter links to Online Workbook
 - Web-based form fields with e-mail submission
 - PDFs with Form fields for manual submission



Chapter 1 Online Workbook

1 - Understanding Your Health and Wellness ▼

[PDF](#) All Chapter 1 Activities

[Web](#) Lesson 1.1 Key Terms Review

[Web](#) Lesson 1.1 The Four Dimensions of Health

[Web](#) Lesson 1.2 Finding Reliable Health Information

[Web](#) Lesson 1.2 Evaluating Health Information

[Web](#) Lesson 1.3 Decision Making 101

[Web](#) Lesson 1.3 SMART Goal Setting 101

[Web](#) Lesson 1.4 Communicating with Your Doctor

[Web](#) Chapter 1 Reading Practice

[Web](#) Chapter 1 Practice Test

Online Workbook-PDF Form Fields

Lesson 1.1

Key Terms Review

Students will
type their
answers here

Multiple Choice: Write the letter that corresponds to the correct answer in the blank space.

- | | |
|--|---|
| <input type="text"/> 1. Which of the following refers to a healthy balance of physical, emotional, intellectual, and social health?
A. well-being
B. optimal health
C. wellness
D. disorder | <input type="text"/> 5. On the health and wellness continuum, the opposite of disease and early death is _____.
A. chronic disease
B. optimal health
C. disorder
D. acute disease |
| <input type="text"/> 2. Which of the following does <i>not</i> describe a disorder?
A. an abnormal physical condition
B. a condition that appears to have no single cause
C. a condition that has a single, specific, identified cause
D. an abnormal mental condition | <input type="text"/> 6. What traits characterize people who are in a state of well-being?
A. They feel safe.
B. They feel fulfilled.
C. They feel productive.
D. all of the above |
| <input type="text"/> 3. The flu and chicken pox are examples of _____.
A. chronic diseases
B. acute diseases
C. disorders
D. all of the above | <input type="text"/> 7. A disease indicator that is sensed by the sick person is called a(n) _____.
A. sign
B. symptom
C. impairment
D. disorder |
| | <input type="text"/> 8. An outward indicator of disease that can be detected and measured by others |

Online Workbook-Web Form Fields

Students will
select or type
their answers
here

Comprehensive Health | Student Workbook

Chapter 1: Understanding Your Health and Wellness

Lesson 1.1: Key Terms Review

Multiple Choice: Select the letter that corresponds to the correct answer in the blank space.

1. Which of the following refers to a healthy balance of physical, emotional, intellectual, and social health?

2. Which of the following does *not* describe a disorder?

3. The flu and chicken pox are examples of _____.

4. Cancer, heart disease, and diabetes are examples of _____.

5. On the health and wellness continuum, the opposite of disease and early death is _____.

6. What traits characterize people who are in a state of well-being?

7. A disease indicator that is sensed by the sick person is called a(n) _____.

8. An outward indicator of disease that can be detected and measured by other people is a(n) _____.

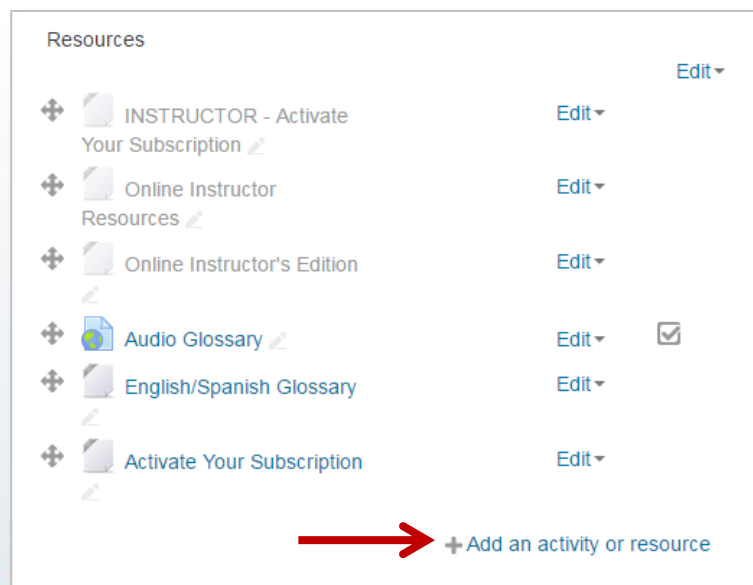
Assessments/Quizzes

Assessments

- Assessment files import as editable question banks
- Include all questions from the ExamView Assessment Suite

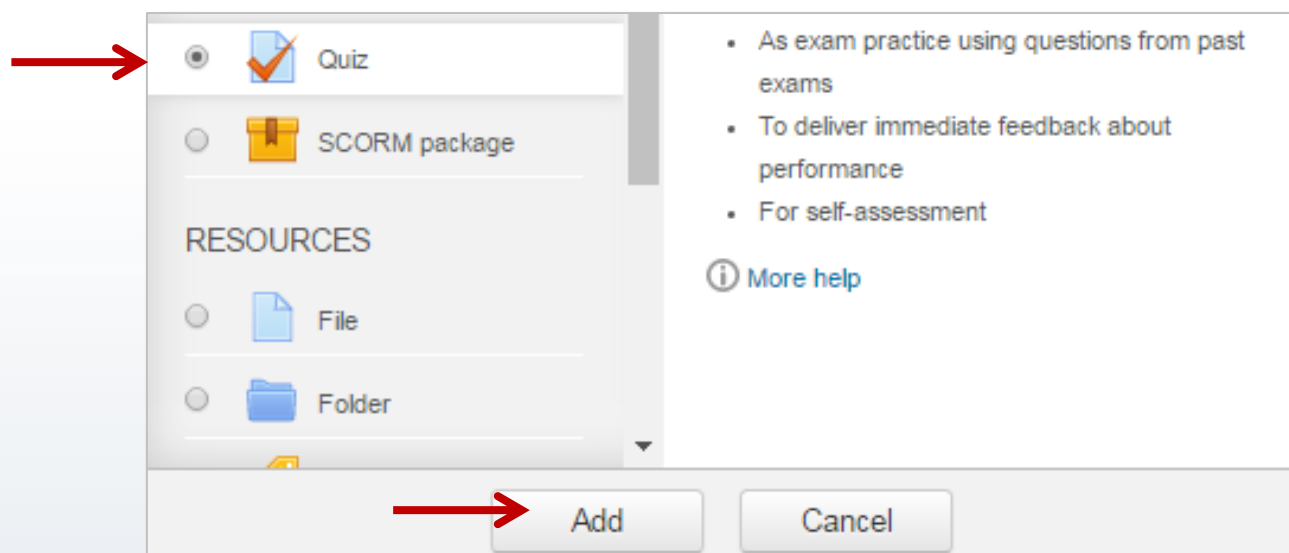
Assessments

- After importing assessments, return to the course
- Select *Add an activity or resource*



Assessments

- Select *Quiz*
- Then select *Add*



Assessments

Name of Quiz

Description of Quiz

Date/time when quiz
opens/closes for students

Time limit

The screenshot shows a web form titled "Adding a new Quiz" with a "General" section and a "Timing" section. Red boxes on the left contain labels, and red arrows point from these labels to the corresponding form fields.

General Section:

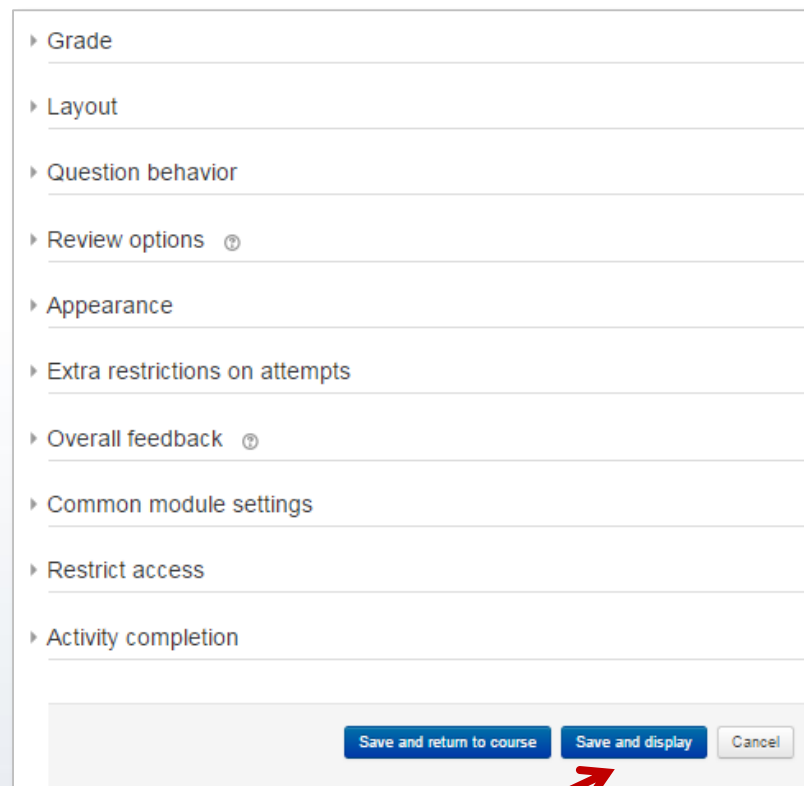
- Name:** A text input field. An arrow points from the "Name of Quiz" label to this field.
- Description:** A rich text editor with a toolbar (bold, italic, link, unlink, image, video, etc.) and a text area. An arrow points from the "Description of Quiz" label to this area.
- Display description on course page:** A checkbox.

Timing Section:

- Open the quiz:** A date and time selector (day, month, year, hour, minute) with an "Enable" checkbox. An arrow points from the "Date/time when quiz opens/closes for students" label to this selector.
- Close the quiz:** A date and time selector (day, month, year, hour, minute) with an "Enable" checkbox.
- Time limit:** A numeric input field, a unit dropdown (currently "minutes"), and an "Enable" checkbox. An arrow points from the "Time limit" label to this field.
- When time expires:** A dropdown menu with the option "Attempts must be submitted before time expires, or they are not counted".
- Submission grace period:** A numeric input field, a unit dropdown (currently "days"), and an "Enable" checkbox.

Assessments

- Other options to adjust
 - Grade
 - Layout
 - Question behavior
 - Review options ⓘ
 - Appearance
 - Extra restrictions on attempts
 - Overall feedback ⓘ
 - Common module settings
 - Restrict access
 - Activity completion
- Select *Save and display*



The screenshot shows a settings menu for assessments. It contains a list of options, each preceded by a right-pointing chevron (›). The options are: Grade, Layout, Question behavior, Review options ⓘ, Appearance, Extra restrictions on attempts, Overall feedback ⓘ, Common module settings, Restrict access, and Activity completion. At the bottom of the menu are three buttons: 'Save and return to course' (blue), 'Save and display' (blue), and 'Cancel' (white with a grey border). A red arrow points from the bottom right towards the 'Save and display' button.


Assessments

- Select *Edit quiz*

TEST

Grading method: Highest grade

No questions have been added yet ×

 [Edit quiz](#)

[Back to the course](#)

Assessments

- Select *Add*

Editing quiz: TEST ⓘ

Questions: 0 | This quiz is open

Maximum grade 100.00 Save

Repaginate

Total of marks: 0.00

Shuffle ⓘ

Add+

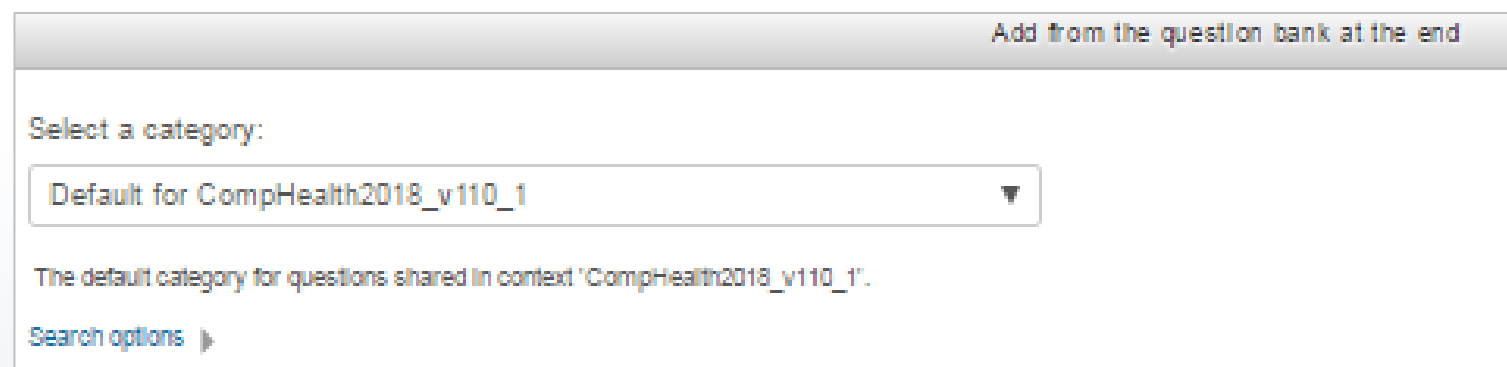
- Select *+ from question bank*

Maximum grade 100.00 Save

- + a new question
- + from question bank**
- + a random question

Assessments

- Select *category/chapter*

A screenshot of a software interface for selecting a category. At the top right, there is a link that says "Add from the question bank at the end". Below this, the text "Select a category:" is followed by a dropdown menu. A red arrow points to the dropdown menu, which currently displays "Default for CompHealth2018_v110_1" with a downward-pointing arrow on the right. Below the dropdown menu, there is a line of text: "The default category for questions shared in context 'CompHealth2018_v110_1'." At the bottom left of the interface, there is a link that says "Search options" followed by a right-pointing arrow.

Add from the question bank at the end

Select a category:

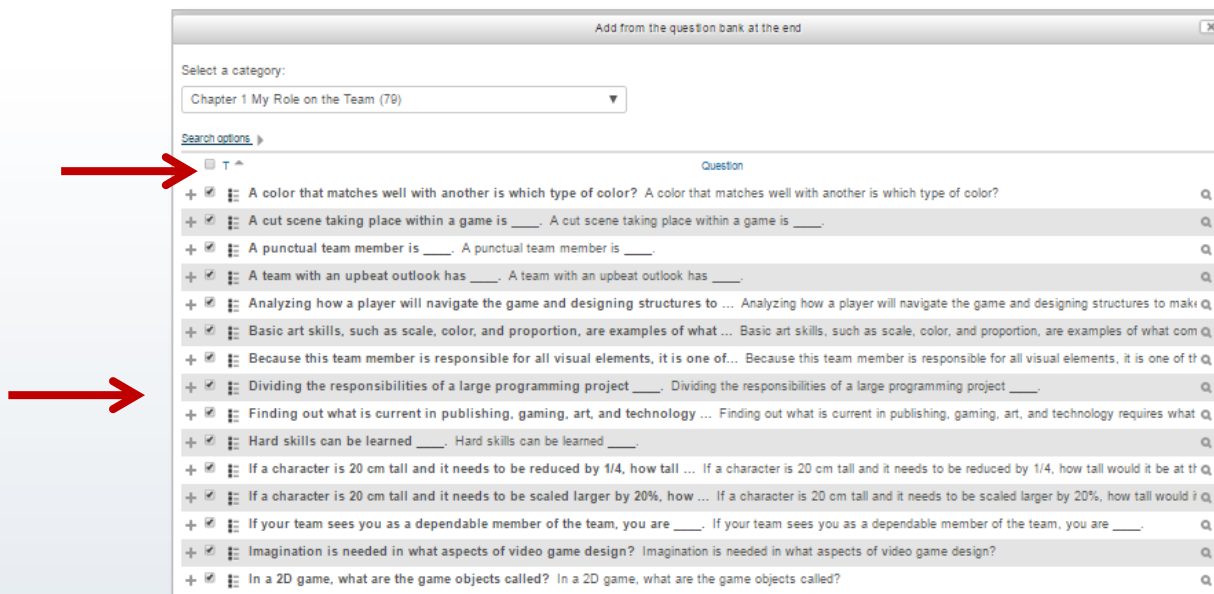
Default for CompHealth2018_v110_1 ▼

The default category for questions shared in context 'CompHealth2018_v110_1'.

[Search options](#) ►

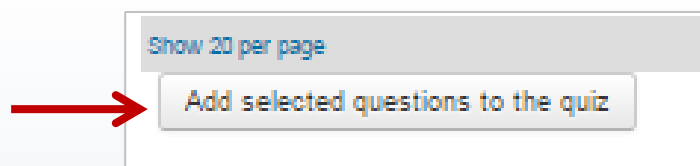
Assessments

- Use the checkboxes to select all questions or select individual questions



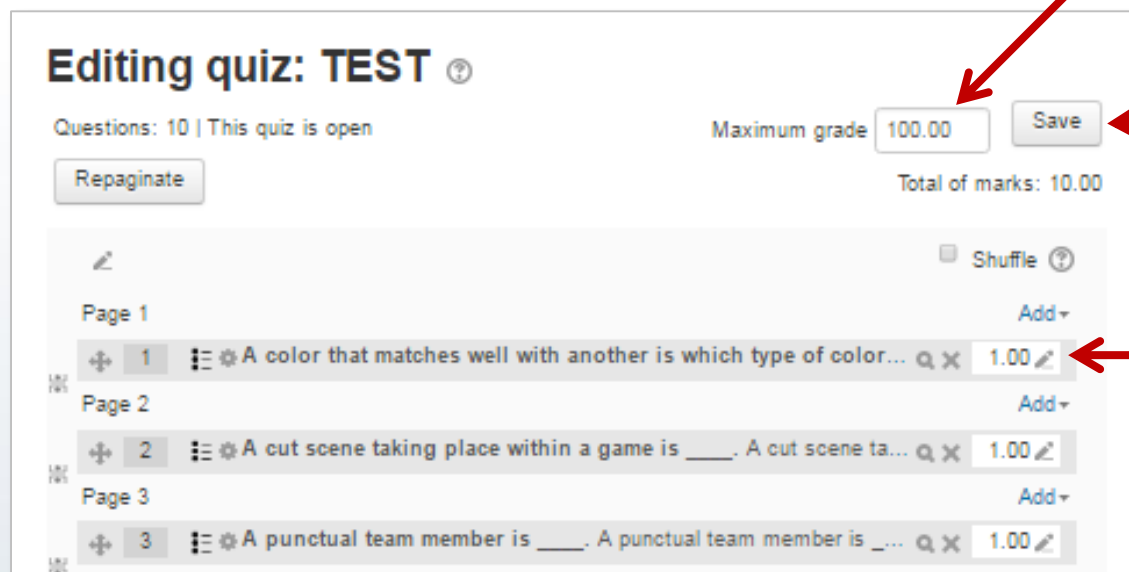
Assessments

- Scroll down below all of the questions and select *Add selected questions to the quiz*



Assessments

- Adjust maximum grade, if desired
- Adjust point values for individual questions, if desired
- Select *Save*



Editing quiz: TEST ⓘ

Questions: 10 | This quiz is open

Maximum grade

Repaginate

Total of marks: 10.00

☐ Shuffle ⓘ

Page 1 Add

1 A color that matches well with another is which type of color...

Page 2 Add

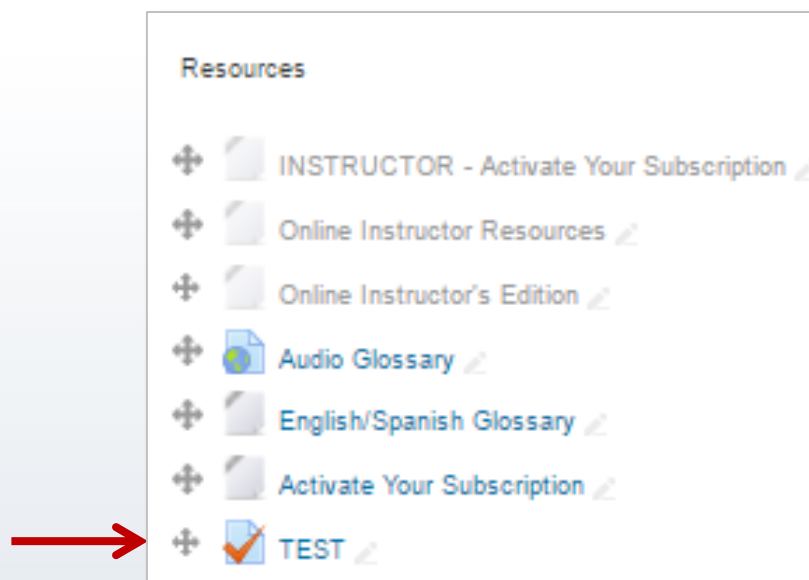
2 A cut scene taking place within a game is _____. A cut scene ta...

Page 3 Add

3 A punctual team member is _____. A punctual team member is _...

Assessments

- When you return to the main course page, you will see the assessment is available to students.



More Questions Contact Us!

- **Tech Support**
 - Fill out ticket: <https://www.g-w.com/support/subquest.aspx>
- **Customer Service**
 - (800) 323-0440
 - Custserv@g-w.com